GENERALI INVESTMENTS

**February 2018**
Fund Indicators as of 28/02/2018

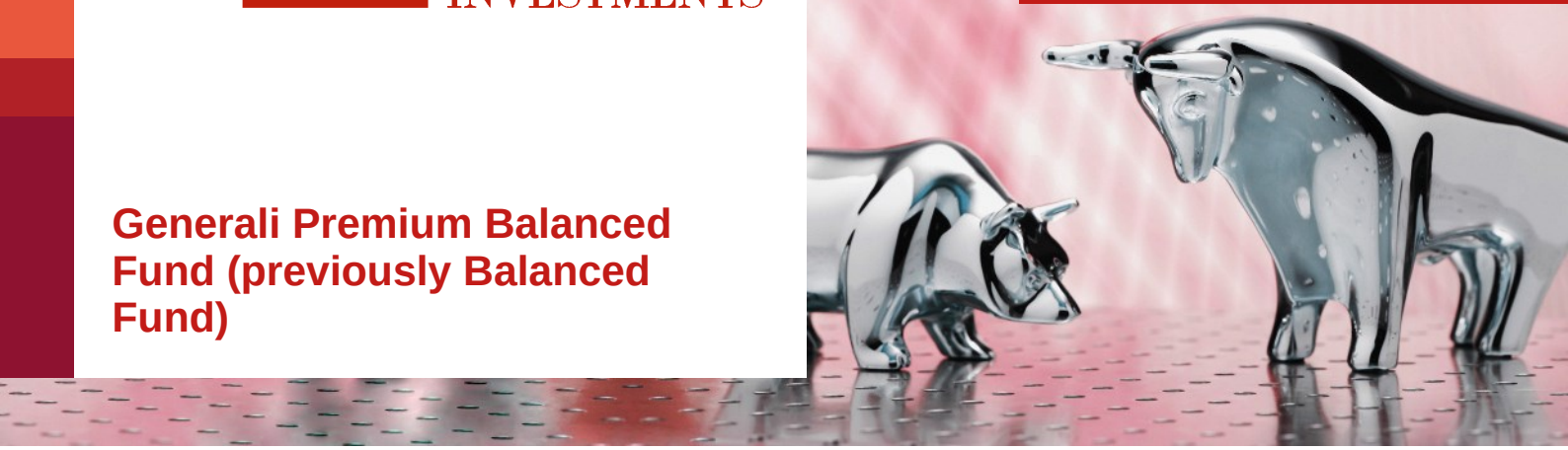

# Generali Premium Balanced Fund (previously Balanced Fund)

Commodities | Equities | Mix | Bonds

## Basic data

| | |
|---|---|
| ISIN | IE00BGLNMD67 |
| Type | Balanced |
| Currency | EUR |
| Domicile | Ireland |
| Asset Manager | Generali Investments CEE, IS, a.s. |
| Portfoliomanager | Daniel Kukačka |
| Auditor | Ernst & Young |
| Depository | SOCIÉTÉ GÉNÉRALE S.A. |
| Fund Inception | 01/03/2014 |
| Bloomberg Code | GIPBAFE ID |
| Fund Size | 20,006,369 EUR |
| Price | 10.76 EUR |
| 1 Year High | 10.92 EUR |
| 1 Year Low | 10.49 EUR |
| Positions | 83 |
| Volatility (3Y p.a.) | 4.99 % |
| Avg Rating | BB |
| Modified Duration | 1.85 |
| Gross Yield to Maturity | 3.91 % p.a. |
| Avg P/E (forward) | 13.40 |

## Fees and Expenses

| | |
|---|---|
| Entry Fee | 1,8 - 3 % |
| Exit Fee | 0 % |
| Management Fee | 1,75 % |
| Total Costs (TER) | 2.28 % |

## Others

| | |
|---|---|
| Min Investment | 10 EUR |
| Valuation | Daily |

## Risk level (SRRI)

| 1 | 2 | 3 | **4** | 5 | 6 | 7 |
|---|---|---|---|---|---|---|

## Minimal investment horizon

More than 5 Y

## Investment Strategy

The Fund is one of the three profile funds. Its basic characteristic is that it can continuously change the weight of equity and bond components in the portfolio, thus allowing a fast response to changing conditions in the capital markets. The Fund is suitable for clients who seek a balanced proportion between yields and risk and who can afford to invest their money for at least 5 years. The portfolio of the Fun consists of the equity and bond components where in the neutral allocation the proportion of the equity component reaches about 40%. Equities are broadly diversified with respect to both regions and sectors. The bond component of the portfolio is a mix of corporate bonds with a higher yield potential, and government bonds with a lower risk. The average duration of the bond component of the portfolio does not exceed 7 years.

Daniel Kukačka
Portfoliomanager

## Fund performance since inception

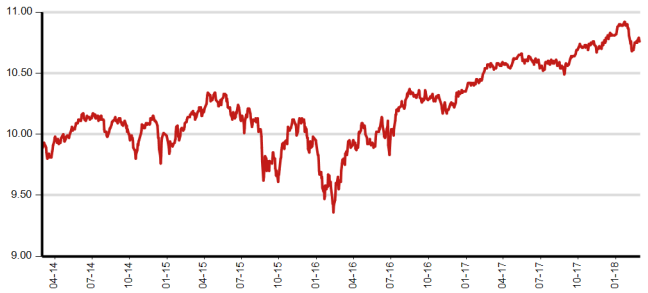


## Performance

| | 1 month | 3 months | 6 months | YTD | 1 year | 3 years | 5 years | 3 years p.a. | 5 years p.a. |
|---|---|---|---|---|---|---|---|---|---|
| Fund | -1.01 % | 0.19 % | 1.80 % | -0.46 % | 1.99 % | 5.91 % | – | 1.93 % | – |

| | Since Inception | Since Inception p.a. | 2017 | 2016 | 2015 | 2014 | 2013 |
|---|---|---|---|---|---|---|---|
| Fund | 8.25 % | 2.00 % | 4.44 % | 4.33 % | -0.60 % | – | – |

## Regional Allocation of Equities

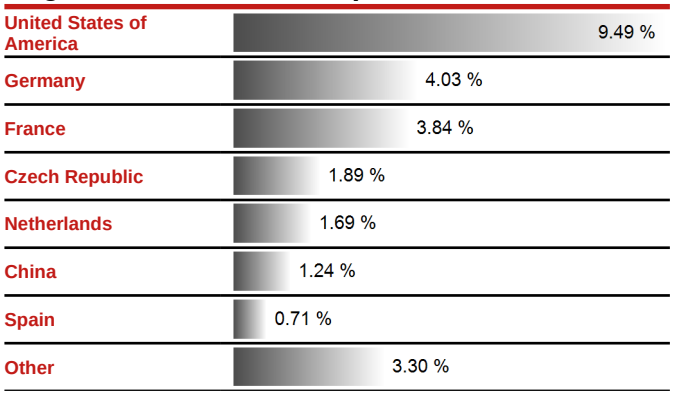


## Asset Allocation




## Allocation by Rating

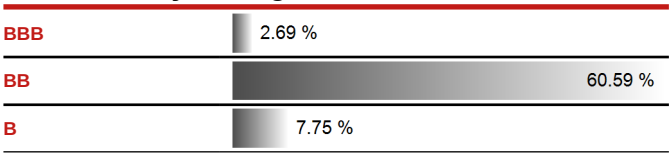


## Sector Allocation of Equities

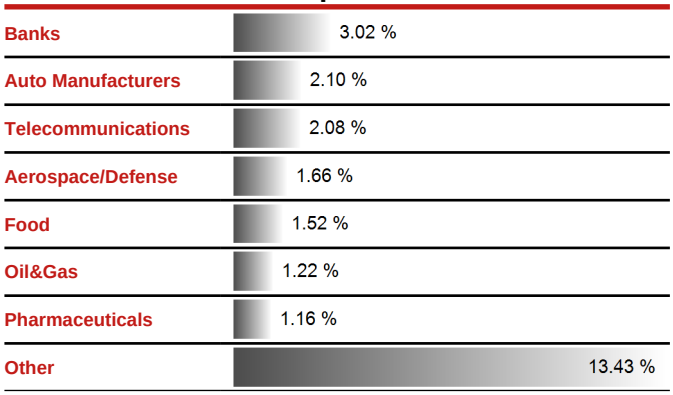


## Allocation by Maturity

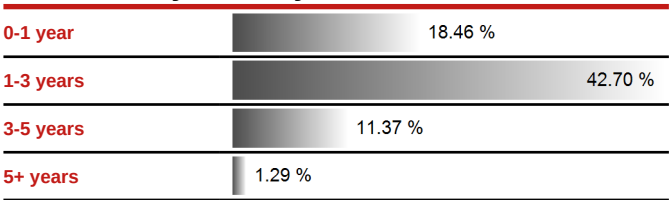


## Market Capitalization (USD)




## Currency Allocation




| Top 5 equity positions | Currency | Weight (%) | Country | Sector |
|---|---|---|---|---|
| AMGEN INC | USD | 0.90 % | United States of America | Biotechnology |
| ČEZ | CZK | 0.89 % | Czech Republic | Electric |
| LYXOR ETF CHINA ENTERPRICE | EUR | 0.86 % | China | Equity Fund |
| BMW AG | EUR | 0.86 % | Germany | Auto Manufacturers |
| GOLDMAN SACHS GROUP INC | USD | 0.75 % | United States of America | Banks |
| **Top 5 bond positions** | | **4.27 %** | **Rating** | |
| TURKIYE VAKIFLAR BK 3.5 17/6/2019 | EUR | 4.19 % | BB+ | Banks |
| KAZAGRO NATL MGMT 3.255 22/5/2019 | EUR | 4.17 % | BB- | Sovereign |
| GTH FINANCE 6.25 26/4/20 C20 | USD | 3.90 % | BB | Telecommunications |
| IPF 5.75 7/4/2021 | EUR | 3.82 % | BB | Diversified Finan Serv |
| GAZPROMBANK 3.984 30/10/2018 | EUR | 3.61 % | BB+ | Banks |
| **Total** | | **19.69 %** | | |

*Disclaimer*

The value of investment may fluctuate over the investment period. Unless stated otherwise, no refund of originally invested amount is guaranteed. Performance of investment funds in the past does not guarantee any yields in the future. Actual return depends on the development of capital markets and is not guaranteed. Detailed information including the information on fees and risks can be found in the key information for investors, and/or in the statute/prospectus of the Fund which are available electronically on the website of the Company - www.generali-investments.cz, in a paper form in the registered office of the Company or at a point of contact of the Company, and also with contractual partners of the Company. The value of the investment may fluctuate over the investment period and unless stated otherwise, no refund of originally invested money can be guaranteed Performance of investment funds in the past does not guarantee any yields in the future. Actual return depends on the development of capital markets and is not guaranteed.